

LIBERTY®  **150 SN Herbicide MC**



GROUP	10	HERBICIDE
--------------	-----------	------------------

COMMERCIAL

SOLUTION



WARNING: SKIN AND EYE IRRITANT

REGISTRATION NUMBER 26694
PEST CONTROL PRODUCTS ACT

GUARANTEE: glufosinate ammonium 150 g/L

READ THE LABEL AND ATTACHED BOOKLET BEFORE USING


Product Information: 1-888-283 6847

Bayer CropScience Inc.
Suite 200, 160 Quarry Park Blvd. S.E.
Calgary AB T2C 3G3

NET CONTENTS:
[1L - Bulk]

PRECAUTIONS: KEEP OUT OF REACH OF CHILDREN. Harmful or fatal if absorbed through the skin. Harmful if swallowed. Causes eye irritation. DO NOT get in eyes, on skin or on clothing. Avoid breathing spray mist. Wash thoroughly after using and before eating, drinking or smoking. **Protective Clothing and Equipment:** Wear protective clothing including a long sleeved shirt, long pants, goggles, chemical resistant gloves, and respirator when handling or spraying. Wear chemical resistant gloves for cleanup and repair. If used in a tank mix, follow the most protective PPE directions of the products used. **Re-entry Restriction:** Workers should not enter treated fields within 24 hours of treatment. Workers who must enter fields within this time period should wear long-sleeved shirt, long pants and chemical resistant gloves. If this pest control product is to be used on a commodity that may be exported to the U.S. and you require information on acceptable residue levels in the U.S., visit CropLife Canada's website at: www.croplife.ca. **FIRST AID:** Take container, label or product name and Pest Control Product Registration Number with you when seeking medical attention. **Ingestion:** If swallowed, call a poison control centre or doctor immediately for treatment advice. Have person sip a glass of water if able to swallow. Do not induce vomiting unless told to do so by a poison control centre or doctor. Do not give anything by mouth to an unconscious person. **Eye Contact:** If in eyes, hold eye open and rinse slowly and gently with water for 15-20 minutes. Remove contact lenses, if present, after the first 5 minutes, then continue rinsing eye. Call a poison control centre or doctor for treatment advice. **Skin or Clothing Contact:** If on skin or clothing, take off contaminated clothing. Rinse skin immediately with plenty of water for 15-20 minutes. Call a poison control centre or doctor for treatment advice. **Inhalation:** If inhaled, move person to fresh air. If person is not breathing, call 911 or an ambulance, then give artificial respiration, preferably by mouth-to-mouth, if possible. Call a poison control centre or doctor for treatment advice. **TOXICOLOGICAL INFORMATION:** Medical personnel should contact Bayer CropScience Inc.'s medical information services toll-free 1-800-334-7577. **Note to Physician:** If this product is ingested, endotracheal intubation and gastric lavage should be performed as soon as possible, followed by charcoal and sodium sulfate administration. **ENVIRONMENTAL HAZARDS:** TOXIC to aquatic organisms and non-target terrestrial plants. Observe buffer zones specified under Directions for Use. Avoid spray drift to susceptible plants and USE ONLY FOR RECOMMENDED PURPOSES AND AT RECOMMENDED RATES. **STORAGE:** CANNOT be stored below freezing. If stored for 1 year or longer, shake well before using. Store the tightly closed container away from feeds, seeds, fertilizers, plants and foodstuffs. Do not use or store in or around the home. Keep in original container during storage. To prevent contamination, store this product away from food or feed. **DISPOSAL: Recyclable Container Disposal:** Do not reuse this container for any purpose. This is a recyclable container, and is to be disposed of at a container collection site. Contact your local distributor/dealer or municipality for the location of the nearest collection site. Before taking the container to the collection site: 1. Triple- or pressure-rinse the empty container. Add the rinsings to the spray mixture in the tank. 2. Make the empty, rinsed container unsuitable for further use. If there is no container collection site in your area, dispose of the container in accordance with provincial requirements. **Returnable Container Disposal:** Do not reuse this container for any purpose. For disposal, this empty container may be returned to the point of purchase (distributor/dealer). **Refillable Container Disposal:** For disposal, this

empty container may be returned to the point of purchase (distributor/dealer). It must be refilled by the distributor/dealer with the same product. Do not reuse this container for any other purpose. **Disposal of Unused, Unwanted Product:** For information on disposal of unused, unwanted product, contact the manufacturer or the provincial regulatory agency. Contact the manufacturer and the provincial regulatory agency in case of a spill, and for cleanup of spills. **Disposal of Unused Spray Solution:** If any spray solution remains in the tank after spraying is finished, it should be sprayed on the perimeter of the area just sprayed, away from water supplies, ditches, and irrigation canals. **NOTICE TO USER:** This pest control product is to be used only in accordance with the directions on the label. It is an offence under the *Pest Control Products Act* to use this product in a way that is inconsistent with the directions on the label. The user assumes the risk to persons or property that arises from any such use of this product.

 and LIBERTY are trademarks of Bayer.

100824

LIBERTY®  **150 SN Herbicide MC**



GROUP	10	HERBICIDE
--------------	-----------	------------------

COMMERCIAL

SOLUTION



WARNING: SKIN AND EYE IRRITANT

REGISTRATION NUMBER 26694
PEST CONTROL PRODUCTS ACT

GUARANTEE: glufosinate ammonium 150 g/L

READ THE LABEL AND BOOKLET BEFORE USING

Product Information: 1-888-283 6847

Bayer CropScience Inc.
Suite 200, 160 Quarry Park Blvd. S.E.
Calgary AB T2C 3G3

NET CONTENTS:
[1L – Bulk]

LIBERTY 150 SN HERBICIDE MC - Commercial

<i>Table of Contents:</i>		<i>Section Number:</i>
GENERAL INFORMATION	The Product	1
SAFETY AND HANDLING	Precautions, Protective Clothing and Equipment	2
First	Aid and Toxicological Information	3
Environm	ental Hazards	4
	Storage	5
	Disposal	6
DIRECTIONS FOR USE	Crops, Weeds, Timing and Rates	7
	Tank Mixes	8
Herbicide	Resistance Management	
Recom	mendations	9
Application	Instructions and Precautions	10
Mixing	Instructions	11
Sprayer	Cleanup	12
Livestock	Feeding and Preharvest Intervals	13
	Notices	14


For More Information, Contact:

Product Information: 1-888-283-6847

Bayer CropScience Inc.
Suite 200, 160 Quarry Park Blvd. S.E.
Calgary AB T2C 3G3

GENERAL INFORMATION

Section 1: The Product

- LIBERTY 150 SN Herbicide MC provides control of a broad spectrum of grassy and broadleaf weeds in Canola varieties and hybrids that are specially developed to be tolerant to glufosinate ammonium.
- LIBERTY 150 SN Herbicide MC is registered for use on glufosinate ammonium tolerant Canola varieties or hybrids [example: varieties or hybrids labelled with LibertyLink® and the  symbol] .
- LIBERTY 150 SN Herbicide MC may also be applied to glufosinate ammonium tolerant lines or varieties grown for seed production.

SAFETY AND HANDLING

Section 2: Precautions, Protective Clothing and Equipment

PRECAUTIONS:

KEEP OUT OF REACH OF CHILDREN. Harmful or fatal if absorbed through the skin. Harmful if swallowed. Causes eye irritation. DO NOT get in eyes, on skin or on clothing. Wash thoroughly after using and before eating, drinking or smoking.

If this pest control product is to be used on a commodity that may be exported to the U.S. and you require information on acceptable residue levels in the U.S., visit CropLife Canada's website at: www.croplife.ca.

Protective Clothing and Equipment

- Wear protective clothing including a long sleeved shirt, long pants, goggles, chemical resistant gloves, and respirator when handling or spraying.
- Wear chemical resistant gloves for cleanup and repair.
- If used in a tank mix, follow the most protective PPE directions of the products used.

Re-entry Restriction

- Workers should not enter treated fields within 24 hours of treatment. Workers who must enter fields within this time period should wear long-sleeved shirt, long pants and chemical resistant gloves.

Section 3: First Aid and Toxicological Information

FIRST AID: Take container, label or product name and Pest Control Product Registration Number with you when seeking medical attention.

Ingestion: If swallowed, call a poison control centre or doctor immediately for treatment advice. Have person sip a glass of water if able to swallow. Do not induce vomiting unless told to do so by a poison control centre or doctor. Do not give anything by mouth to an unconscious person.

Eye Contact: If in eyes, hold eye open and rinse slowly and gently with water for 15-20 minutes. Remove contact lenses, if present, after the first 5 minutes, then continue rinsing eye. Call a poison control centre or doctor for treatment advice.

Skin or Clothing Contact: If on skin or clothing, Take off contaminated clothing. Rinse skin immediately with plenty of water for 15-20 minutes. Call a poison control centre or doctor for treatment advice.

Inhalation: If inhaled, move person to fresh air. If person is not breathing, call 911 or an ambulance, then give artificial respiration, preferably by mouth-to-mouth, if possible. Call a poison control centre or doctor for treatment advice.

TOXICOLOGICAL INFORMATION:

Medical personnel should contact Bayer CropScience Inc.'s medical information services toll-free 1-800-334-7577. NOTE TO PHYSICIAN: If this product is ingested, endotracheal intubation and gastric lavage should be performed as soon as possible, followed by charcoal and sodium sulfate administration.

Section 4: Environmental Hazards

- TOXIC to aquatic organisms and non-target terrestrial plants. Observe buffer zones specified under Directions for Use.
- Avoid spray drift to susceptible plants and USE ONLY FOR RECOMMENDED PURPOSES AND AT RECOMMENDED RATES.

Section 5: STORAGE

- CANNOT be stored below freezing.
- If stored for 1 year or longer, shake well before using.
- Store the tightly closed container away from feeds, seeds, fertilizers, plants and foodstuffs.
- Do not use or store in or around the home.
- Keep in original container during storage.
- To prevent contamination, store this product away from food or feed.

Section 6: DISPOSAL

Recyclable Container Disposal: (less than 23 litres)

Do not reuse this container for any purpose. This is a recyclable container, and is to be disposed of at a container collection site. Contact your local distributor/dealer or municipality for the location of the nearest collection site. Before taking the container to the collection site:

1. Triple- or pressure-rinse the empty container. Add the rinsings to the spray mixture in the tank.
2. Make the empty, rinsed container unsuitable for further use.

If there is no container collection site in your area, dispose of the container in accordance with provincial requirements.

Returnable Container Disposal:

Do not reuse this container for any purpose. For disposal, this empty container may be returned to the point of purchase (distributor/dealer).

Refillable Container Disposal:

For disposal, this empty container may be returned to the point of purchase (distributor/dealer). It must be refilled by the distributor/dealer with the same product. Do not reuse this container for any other purpose.

Disposal of Unused, Unwanted Product:

For information on disposal of unused, unwanted product, contact the manufacturer or the provincial regulatory agency. Contact the manufacturer and the provincial regulatory agency in case of a spill, and for cleanup of spills.

Disposal of Unused Spray Solution:


If any spray solution remains in the tank after spraying is finished, it should be sprayed on the perimeter of the area just sprayed, away from water supplies, ditches, and irrigation canals.

DIRECTIONS FOR USE

POST EMERGENT USE

Section 7: Crops, Weeds, Timing and Rates

CANOLA

- LIBERTY 150 SN Herbicide MC is registered for aerial and ground application to glufosinate ammonium tolerant Canola varieties or hybrids [example: varieties or hybrids labelled with LibertyLink® and the symbol ].
- LIBERTY 150 SN Herbicide MC may also be applied to glufosinate ammonium tolerant Canola lines or varieties grown for seed production.
- **To assure crop safety and optimal herbicide performance, only use LIBERTY 150 SN Herbicide MC on glufosinate ammonium tolerant (i.e., LibertyLink) Canola grown from certified seed.**
- LIBERTY 150 SN Herbicide MC is not registered for use on other glufosinate ammonium tolerant crops.
- **Application of LIBERTY 150 SN Herbicide MC to non-tolerant Canola varieties or hybrids or other non-tolerant crops will result in severe crop injury or death of the crop.**
- Apply LIBERTY 150 SN Herbicide MC from the cotyledon stage up to the early bolting stage of Canola.
- Slight discoloration of the Canola may be visible after application. This effect is temporary and will not influence crop growth, maturity or yield.
- DO NOT contaminate irrigation or drinking water supplies or aquatic habitats by cleaning of equipment or disposal of wastes.

SUSCEPTIBLE WEEDS: LIBERTY 150 SN Herbicide MC has an effect on all weeds and crops except for those crops which are developed to be tolerant to applications of LIBERTY 150 SN Herbicide MC. The following weeds are susceptible to application of LIBERTY 150 SN Herbicide MC. Best control will be obtained when LIBERTY 150 SN Herbicide MC is applied in the recommended leaf stages.

WEED	RECOMMENDED WEED LEAF STAGE								RATE
	1	2	3	4	5	6	7	8	
Cow Cockle	-----								1.33 L/ha
Green Foxtail	-----						Maximum 3 tillers		

WEED	RECOMMENDED WEED LEAF STAGE								RATE
	1	2	3	4	5	6	7	8	
Barnyard Grass	-----								2 L/ha
Lady's Thumb	-----								
Lamb's-quarters	-----								
Russian Thistle	Up to 8 cm height								
Smartweed	-----								
Stinkweed	-----								
Volunteer Flax	Up to 6 cm height								
Wild Mustard	-----								

WEED	RECOMMENDED WEED LEAF STAGE								RATE
	1	2	3	4	5	6	7	8	
Canada Thistle ¹	Up to 10 cm height								2.67 L/ha
Common Chickweed	-----				Leaf Pairs				
Hemp-nettle	-----				Leaf Pairs				
Kochia	Up to 8 cm height								
Perennial Sow Thistle	-----								
Quackgrass ¹	-----								
Redroot Pigweed	-----								
Round-leaved Mallow	-----								
Scentless Chamomile	Up to 10 cm height								
Shepherd's-purse	-----								
Volunteer Barley ²	-----						Maximum 2 tillers		
Volunteer Wheat	-----						Maximum 2 tillers		
Wild Buckwheat	-----								

WEED	RECOMMENDED WEED LEAF STAGE								RATE
	1	2	3	4	5	6	7	8	
Cleavers	-----		Whorls						3.33 L/ha
Dandelion	1-15 cm rosette								
Flixweed	Up to 10 cm height								
Hemp-nettle	-----				Leaf Pairs				
Quackgrass ³	-----								
Stork's Bill	-----								
Wild Oats	-----				Maximum 2 tillers				

WEED	RECOMMENDED WEED LEAF STAGE								RATE
	1	2	3	4	5	6	7	8	
Heavy Populations									
Canada Thistle ¹	Up to 10 cm height								3.33 L/ha
Quackgrass ¹	-----								
Volunteer Barley ²	-----				Maximum 2 tillers				
Volunteer Wheat	-----				Maximum 2 tillers				
Wild Buckwheat	-----								

WEED	RECOMMENDED WEED LEAF STAGE								RATE
	1	2	3	4	5	6	7	8	
Canada Thistle ⁴	Up to 10 cm height								4 L/ha
Quackgrass ⁵	-----								

¹ Top Growth Suppression Only

² Suppression Only

³ Improved Top Growth Control

⁴ Better Top Growth Suppression

⁵ Season Long Control for Heavy Populations

SECOND APPLICATION

- A second application of LIBERTY 150 SN Herbicide MC can be made to fields treated initially with up to 4.0 L/ha if new weed germination or growth is present.
- Apply at a rate of 2-3.33 L/ha in the second application.
- Apply when the new weed growth is in the correct leaf stage and up to early bolting stage of Canola.

Section 8: Tank Mixes

- Consult the label of the tank mix partner for further directions for use, restrictions and precautions. Tank mix partners may have additional restrictions for leaf staging.
- For enhanced activity LIBERTY 150 SN Herbicide MC may be tank mixed with the following products.

CANOLA

TANK MIX PRODUCT	RATE	DIRECTIONS
Centurion® or Select®	63 mL/ha	For control of Volunteer Barley and Wild Oats, apply LIBERTY 150 SN Herbicide MC at a rate of 2.67 – 3.33 L/ha plus Centurion or Select at 63 mL/ha with adjuvant as recommended on the Centurion or Select label. Apply when the weeds are in the 1-4 leaf stage with a maximum of 2 tillers.

Note:

Do not tank mix LIBERTY 150 SN Herbicide MC with herbicides, fertilizers or chemical additives unless recommended on this label.

Section 9: Herbicide Resistance Management Recommendations

For resistance management, LIBERTY 150 SN Herbicide MC is a Group 10 herbicide. Any weed population may contain or develop plants naturally resistant to LIBERTY 150 SN Herbicide MC and other Group 10 herbicides. The resistant biotypes may dominate the weed population if these herbicides are used repeatedly in the same field. Other resistance mechanisms that are not linked to site of action, but specific for individual chemicals, such as enhanced metabolism, may also exist. Appropriate resistance-management strategies should be followed.

To delay herbicide resistance:

- Where possible, rotate the use of LIBERTY 150 SN Herbicide MC or other Group 10 herbicides with different herbicide groups that control the same weeds in a field.
- Use tank mixtures with herbicides from a different group when such use is permitted.
- Herbicide use should be based on an IPM program that includes scouting, historical information related to herbicide use and crop rotation, and considers tillage (or other mechanical), cultural, biological and other chemical control practices.
- Monitor treated weed populations for resistance development.
- Prevent movement of resistant weed seeds to other fields by cleaning harvesting and tillage equipment and planting clean seed.

- Contact your local extension specialist or certified crop advisors for any additional pesticide resistance-management and/or integrated weed-management recommendations for specific crops and weed biotypes.
- For further information or to report suspected resistance, contact your local Bayer representative, or call Bayer CropScience Inc. toll-free at 1-888-283-6847.

Section 10: Application Instructions and Precautions

APPLICATION INSTRUCTIONS:

- The speed of action of LIBERTY 150 SN Herbicide MC is influenced by environmental factors. At cool temperatures (below 10° C), poor moisture and low humidity, the speed of action may be reduced. Generally, visual symptoms appear 2-4 days after application.
- For best results, apply to emerged, young, actively growing weeds. Weeds that emerge after application will not be controlled.
- LIBERTY 150 SN Herbicide MC will have an effect on weeds that are larger than the recommended leaf stage, however speed of activity and control may be reduced.
- LIBERTY 150 SN Herbicide MC works primarily as a contact herbicide. Thorough coverage of the weeds to be controlled is essential.
- LIBERTY 150 SN Herbicide MC breaks down rapidly in the soil. There are no cropping or rotational restrictions after application.
- When a rate range is given the higher rate should be utilized:
 1. when the weed or crop growth is dense;
 2. when the weeds are large and/or mature - i.e., advanced leaf stages and plant height;
 3. when the environmental conditions are cool and dry.
- Refer to Section 7 for weeds controlled.

Ground Application Instructions:

- Ensure that all circuits (pipes, booms etc.) have the correct LIBERTY 150 SN Herbicide MC/water concentration before application is started.
- Apply LIBERTY 150 SN Herbicide MC in a minimum of 110 L/ha of water, at a pressure of 275 kPa and at a ground speed of 6-8 kph. If check valves are used, apply at 310 kpa. The use of 80° or 110° flat fan nozzles is highly recommended for optimum spray coverage and canopy penetration.
- Application of the spray at a 45° angle forward will result in better spray coverage. Refer to Sections 7 and 8 for the correct rate and timing of application.

Aerial Application Instructions:

- Apply only by fixed-wing or rotary aircraft equipment which has been functionally and operationally calibrated for the atmospheric conditions of the area and the application rates and conditions of this label.
- Label rates, conditions and precautions are product specific. Read and understand the entire label before opening this product. Apply only at the rate recommended for aerial application on this label. Where no rate for aerial application appears for the specific use, this product cannot be applied by any type of aerial equipment.

- Exercise extreme caution during the aerial application of any insecticide, herbicide or fungicide. Drift of pesticides is not always visible with the human eye. Small droplets may drift into sensitive areas without obvious signs of danger. Follow these directions precisely.
- When applying LIBERTY 150 SN Herbicide MC by aircraft, uniform spray coverage is essential. Applicators are required to use the correct combination of spray nozzle tips, nozzle placement and spray pressures which will provide a coarse droplet size distribution with a volume mean diameter greater than 350 microns. Do not use raindrop nozzles. To avoid streaked, uneven or overlapped application, use appropriate marking devices.
- **Post-emergent Use in Glufosinate Ammonium Tolerant Canola Water Volume:** Apply LIBERTY 150 SN Herbicide MC in a minimum of 55 L/ha of water only.

APPLICATION PRECAUTIONS

- Weed control may be reduced when heavy dew, fog or mist is present at the time of application.
- Uniform, thorough spray coverage is important to achieve consistent weed control.
- Crop injury may result if LIBERTY 150 SN Herbicide MC is applied to a crop stressed by severe weather conditions, frost, drought, water-saturated soil, low fertility, disease or insect damage.
- LIBERTY 150 SN Herbicide MC is a non-selective herbicide and has the potential to desiccate, defoliate or kill all green plants. Avoid contact with other desirable plants or crops by direct application or from spray drifts as severe damage may occur.
- **Application of LIBERTY 150 SN Herbicide MC to non-tolerant Canola varieties, hybrids or other non-tolerant crops will result in severe crop injury or death of the crops.**
- **To assure crop safety and optimal herbicide performance, only use LIBERTY 150 SN Herbicide MC on glufosinate ammonium tolerant (i.e., LibertyLink) Canola grown from certified seed.**

Ground Application Precautions:

- Field sprayer application: **DO NOT** apply during periods of dead calm. Avoid application of this product when winds are gusty. **DO NOT** apply with spray droplets smaller than the American Society of Agricultural Engineers (ASAE) medium classification. Boom height must be 60 cm or less above the crop or ground.
- Do NOT apply if winds exceed 16 kph when using open boom sprayers for ground application.
- Do NOT apply if winds exceed 25 kph when using hooded sprayer for ground application.
- Do not use flood jet nozzles, controlled droplet application equipment or air-assisted spray equipment.

Aerial Application Precautions:

- Aerial application: **DO NOT** apply during periods of dead calm. Avoid application of this product when winds are gusty. **DO NOT** apply when wind speed is greater than 16 km/h at flying height at the site of application. **DO NOT** apply with spray droplets smaller than the American Society of Agricultural Engineers (ASAE) coarse classification. To reduce drift caused by turbulent wingtip vortices, the nozzle distribution along the spray boom length **MUST NOT** exceed 65% of the wingspan or rotorspan.

- Read and understand the entire label before opening this product. If you have questions, call Bayer CropScience Inc. at 1-888-283-6847 or obtain technical advice from the distributor or your provincial agricultural representative.

Aerial Application Operator Precautions:

- Do not allow the pilot to mix chemicals to be loaded onto the aircraft. Loading of premixed chemicals with a closed system is permitted.
- It is desirable that the pilot have communication capabilities at each treatment site at the time of application.
- The field crew and the mixer/loaders must wear chemical resistant gloves, coveralls and goggles or face shield during mixing/loading, cleanup and repair. Follow the more stringent label precautions in cases where the operator precautions exceed the generic label recommendations on the existing ground boom label.
- All personnel on the job site must wash hands and face thoroughly before eating and drinking. Protective clothing, aircraft cockpit and vehicle cabs must be decontaminated regularly.

Rainfast Period

- If rainfall occurs within 4 hours of application, effectiveness may be reduced.

Buffer Zones:

Use of the following spray methods or equipment DO NOT require a buffer zone: hand-held or backpack sprayer and spot treatment.

The buffer zones specified in the table below are required between the point of direct application and the closest downwind edge of sensitive terrestrial habitats (such as grasslands, forested areas, shelter belts, woodlots, hedgerows, riparian areas and shrublands), sensitive freshwater habitats (such as lakes, rivers, sloughs, ponds, prairie potholes, creeks, marshes, streams, reservoirs and wetlands) and estuarine/marine habitats.

Crop	Method of Application	Buffer Zones (metres) Required for the Protection of:		
		Freshwater Habitat of Depths:		Terrestrial Habitat
		Less than 1 m	Greater than 1 m	
Canola	Field Sprayer*	1	0 1	
	Aerial (fixed wing and rotary)	1	0	30

When a tank mixture is used, consult the labels of the tank-mix partners and observe the largest (most restrictive) buffer zone of the products involved in the tank mixture.

Section 11: Mixing Instructions

- LIBERTY 150 SN Herbicide MC must be applied with properly calibrated, clean equipment.
- LIBERTY 150 SN Herbicide MC is specially formulated to mix readily in water.
- Prior to adding LIBERTY 150 SN Herbicide MC to the spray tank, ensure that the spray tank is thoroughly clean (see Section 12, “Sprayer Cleanup”).
 1. Fill the tank three-quarters full with clean water.
 2. Add the correct amount of LIBERTY 150 SN Herbicide MC.
 3. Add the remaining amount of water, begin agitation, and spray out immediately.

TANK-MIXES:

- When using a tank-mix partner *always* consult the respective product label for further precautionary and application information.

LIBERTY 150 SN Herbicide MC and CENTURION or SELECT: Glufosinate Ammonium Tolerant Canola only

When tank mixing LIBERTY 150 SN Herbicide MC and CENTURION or SELECT, always add AMIGO adjuvant to the tank first, *then* add LIBERTY 150 SN Herbicide MC to the tank followed by the CENTURION or SELECT.

The addition of an anti-foaming agent may reduce foaming, especially when using soft water.

1. Thoroughly clean the sprayer by flushing the system with water containing detergent (see Section 12, “Sprayer Cleanup”).
2. Fill clean spray tank half full with clean water. Start agitation system.
3. Add the correct amount of AMIGO. Continue to agitate until AMIGO is thoroughly mixed.
4. STOP agitation. Add the required amount of LIBERTY 150 SN Herbicide MC to the spray tank. Start agitation system.
5. Add the correct amount of CENTURION or SELECT along with the remaining amount of water necessary to fill the spray tank.
6. Continue to agitate or run the by-pass system, and spray out immediately.
7. After any break in the spraying operation, agitate thoroughly before spraying again. Check inside the tank to ensure that sprayer agitation is sufficient to remix the spray materials. Do not allow the mixture to sit overnight.
8. If an oil film starts to build up in the tank, drain it and clean tank with strong detergent solution.
9. Immediately after use, thoroughly clean the sprayer by flushing the system with water containing detergent (see Section 12, “Sprayer Cleanup”).

Section 12: Sprayer Cleanup

- Before and after using LIBERTY 150 SN Herbicide MC always complete a thorough cleaning of the spray tank, lines, and filter. Spray equipment should be thoroughly rinsed using a strong detergent solution.

Section 13: Livestock Feeding and Preharvest Intervals

LIVESTOCK FEEDING:

Canola:

- Grain and meal from treated crop can be fed to livestock.
- Do not graze the treated crop or cut for hay; sufficient data are not available to support such use.

PREHARVEST INTERVALS:

Canola:

- When LIBERTY 150 SN Herbicide MC is tank mixed with Centurion or Select, observe a PHI of 60 days from the date of treatment (or last treatment when a second application has been made).

Section 14: Notices

NOTICE TO USER: This pest control product is to be used only in accordance with the directions on the label. It is an offence under the *Pest Control Products Act* to use this product in a way that is inconsistent with the directions on the label. The user assumes the risk to persons or property that arises from any such use of this product.

FOR MORE INFORMATION CONTACT:

Product Information: 1-888-283 6847

Bayer CropScience Inc.
Suite 200, 160 Quarry Blvd. S.E.
Calgary AB T2C 3G3



LIBERTY and LibertyLink are trademarks of Bayer.
Centurion, Select and Amigo are registered trademarks of Arysta LifeScience Corporation.

100824

This label transcript service is offered by the Pest Management Regulatory Agency to provide efficient searching for label information. This service and this information do not replace the official hard-copy label. The PMRA does not provide any guarantee or assurance that the information obtained through this service is accurate, current or correct, and is therefore not liable for any loss resulting, directly or indirectly, from reliance upon this service.